

YEAR: 2025

BIKE: REGULATOR CX

COLORS: SALISH SEA BLUE / GLACIER WHITE



SCALE 1:1 (100%)



DOWN TUBE DECAL

USAGE DISCLAIMER!!!!!!

ALL LOGOS ARE SCALED 1:1. DECALS APPLIED AT THE FACTORY USE A WATER BASED SYSTEM THAT STRETCHES AND CONFORMS TO THE FRAME SURFACE SO IT DISTORTS THE DECAL. SIMPLY USING THIS FILE TO MAKE DECALS TO LAY OVER THE OLD DECALS WILL NOT BE A PERFECT FIT. IT IS UP TO YOU TO MODIFY THE SCALE OF THIS FILE TO WORK FOR YOUR APPLICATION.


TRANSITION BIKES IS NOT RESPONSIBLE FOR THE FIT AND FINISH OF ANY AFTERMARKET DECALS APPLIED TO THE FRAME.

DRIVE SIDE

TOP TUBE DECAL



HEAD TUBE DECAL



NON-DRIVE SIDE

TOP TUBE DECAL





SALISH SEA BLUE -PANTONE METALLIC 10442 C (MATTE CLEAR COAT)



DECALS-BLACK (GLOSS FINISH)




GLACIER WHITE -PANTONE METALLIC 10101 C (GLOSS CLEAR COAT)



DECALS-BLACK (GLOSS FINISH)


*SIZE SPECIFIC ST DECALS



TRAVEL —(150mm)
STROKE —(60mm)
SAG —(16-20mm)
(27-33%)

BORN IN
BELLINGHAM
WA


S



TRAVEL —(150mm)
STROKE —(60mm)
SAG —(16-20mm)
(27-33%)

BORN IN
BELLINGHAM
WA


M



TRAVEL —(150mm)
STROKE —(60mm)
SAG —(16-20mm)
(27-33%)

BORN IN
BELLINGHAM
WA

L



TRAVEL —(150mm)
STROKE —(60mm)
SAG —(16-20mm)
(27-33%)

BORN IN
BELLINGHAM
WA

XL